

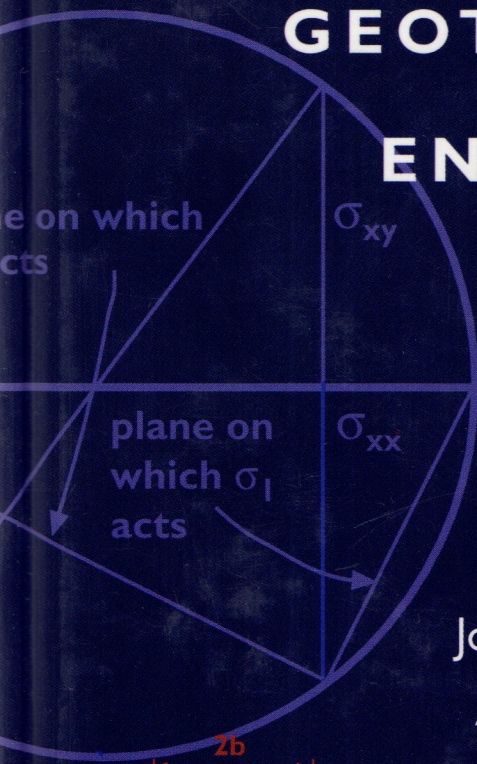

PRODUCTIVITY TOOLS FOR GEOTECHNICAL ENGINEERS

VOLUME I

John T. Christian
Alfredo Urzua

$$\left[\frac{z}{R^2} + \frac{(1-2\nu)x}{R+z} \right]$$

$$\frac{x^2}{R^2} + (1-2\nu)$$



$$\frac{Q(1+\nu)}{2\pi ER} \left[\frac{xz}{R^2} + \frac{(1-2\nu)x}{R+z} \right]$$


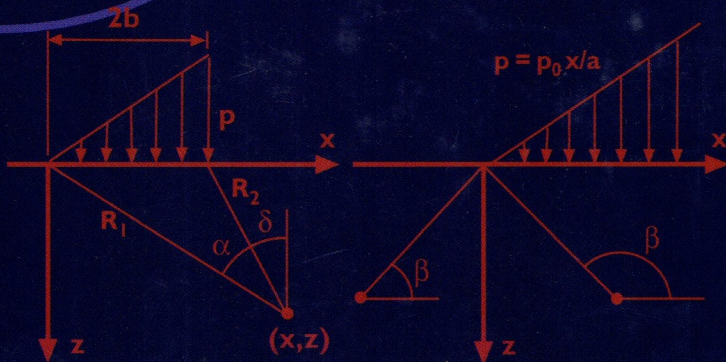


Table of Contents

I Introduction I

2 Stress Distribution in a Linearly Elastic Half-Space 7

2.1	Analysis of Stress	9
2.1.1	Definition of Stress	9
2.1.2	Geotechnical Sign Convention	12
2.1.3	The Importance of a Consistent Sign Convention	12
2.1.4	Coordinate Transformations in Two Dimensions	13
2.1.5	Three-Dimensional Stress	17
2.1.6	Equilibrium	20
2.1.7	Cylindrical Coordinates	21
2.2	Analysis of Strain	22
2.2.1	Definition of Infinitesimal Strain	22
2.2.2	Compatibility of Strains	25
2.2.3	Cylindrical Coordinates	26
2.3	Elastic Constants	27
2.4	Solutions of Problems in Linear Elasticity	30
2.4.1	The Boussinesq and Cerruti Solutions	31
2.4.2	Uniform Vertical Loading on an Infinite Strip	35
2.4.3	Linearly Varying Load on an Infinite Strip	35
2.4.4	Triangular Vertical Load on an Infinite Strip	36
2.4.5	Embankment Loads	37
2.4.6	Uniform Vertical Load on a Circular Area	39
2.4.7	Other Surface Loadings	39
2.5	The Computer Program STRESS	40
2.5.1	The Menu Structure in STRESS	40
2.5.2	The First or Main Menu	41
2.5.3	The Load Type Menu — Rectangular Loads	42
2.5.4	The Load Type Menu — Circular Loads	43
2.5.5	The Load Type Menu — Infinite Strip Loads	43
2.5.6	The Load Type Menu — Half the Infinite Surface	45

2.6	Example Applications	45
2.6.1	Vertical Load on an Irregular Area	46
2.6.2	Load on a Buried Water Pipe	49
2.6.3	Stresses under a Ring Foundation	52
2.6.4	Horizontal Stresses on a Wall	56
2.7	References	59

3 One-Dimensional Settlement Analysis 61

3.1	One-Dimensional Settlement Analysis	63
3.1.1	Westergaard's Solution	64
3.1.2	Compressibility Relationships	65
3.1.3	Computing the Estimated Settlement	68
3.2	The Computer Program SAF-I	68
3.2.1	The Main Menu	68
3.2.2	Options for the Soil Profile and Parameters	69
3.2.2.1	Description in Terms of Compression, Recompression, and Swelling Indices	70
3.2.2.2	Description in Terms of Compression, Recompression, and Swelling Ratios	72
3.2.3	Options for Vertical Stress Computations	72
3.2.4	Computing the Settlement	74
3.3	Examples	74
3.3.1	Settlement under a 5 ft. High Fill	75
3.3.2	Settlement of a Raft Foundation	78
3.3.3	Settlement of a Highway Embankment	82
3.3.4	Effect of Pumping under a Compressible Clay Layer	84
3.3.5	Settlement of a Foundation Supporting Nine Columns	87
3.4	References	92

4 One-Dimensional Primary Consolidation Analysis 93

4.1	Assumptions in the Basic Theory	94
4.2	Derivation of the Basic Consolidation Equation	95

4.3	Conventional Solution of the Basic Problem	98
4.3.1	Boundary and Initial Conditions	98
4.3.2	Solution for Uniform Initial Excess Pore Pressure	99
4.3.3	Simplified Solution for $T \geq 0.15$	101
4.4	Solution of Basic Problem by Laplace Transform	101
4.4.1	The Alternate Solution	101
4.4.2	Comparison of Approximate Solutions	104
4.5	The Computer Program SAF-TR	105
4.5.1	The Main Menu	105
4.5.2	The Pore Pressure Distribution Menu	106
4.5.2.1	Input for the Rectangular Option	107
4.5.2.2	Input for the Linear Option	108
4.5.2.3	Input for the Sinusoidal Option	108
4.5.2.4	Input for the Triangular Option	109
4.6	Examples	109
4.6.1	Time-Dependent Settlement of an Embankment	112
4.6.2	Pumping beneath a Compressible Layer	114
4.6.3	Settlement over Time in Taylor's Problem	115
4.6.4	Ramp Loading to Steady State	118
4.7	References	119

5 Bearing Capacity of Shallow Foundations 121

5.1	Some Results from Plasticity Theory	123
5.1.1	Material Behavior and Definitions	123
5.1.2	Limit Theorems	126
5.1.2.1	The Lower Bound Theorem	126
5.1.2.2	The Upper Bound Theorem	128
5.1.2.3	Use of the Limit Theorems	129
5.1.3	Normality	129
5.1.4	Soil and Associated Flow Rules	131
5.2	Bearing Capacity of Infinite Strips on the Surface	132
5.2.1	Strip Load on Cohesive Material	132

5.2.2	Strip Load on Material with Cohesion, Friction, and Self-Weight	136
5.3	Extensions of the Bearing Capacity Formulas	142
5.3.1	Soil Properties	142
5.3.2	Correction Factors	143
5.3.2.1	Meyerhof's Correction Factors	144
5.3.2.2	Vesic's Correction Factors	145
5.4	Two Layer Systems	148
5.4.1	Vesic's Solution for Two Clay Layers	148
5.4.2	Stiff Frictional Soil over a Soft Layer	149
5.4.3	Soft Frictional Soil over a Strong Layer	151
5.5	The Computer Program BCAF	151
5.5.1	The Main Menu	151
5.5.2	The One Layer Soil System	152
5.5.2.1	Input for the Footing Description Option	153
5.5.2.2	Input for the Soil Description Option	153
5.5.2.3	Input for the Bearing Capacity Factors Option	153
5.5.2.4	Input for the Method of Analysis Option	154
5.5.2.5	Input for the Options Choice	154
5.5.3	The Two Layer Soil System	155
5.6	Examples	156
5.6.1	A Simple Footing with Varying Depth of Water Table	156
5.6.2	An Embedded Footing with Two Surcharge Layers	162
5.6.3	Effects of Ground Slope and Tilted Foundation	165
5.6.4	A Two Layer Soil System	169
5.7	References	174

6	Concluding Remarks	175
----------	---------------------------	------------

6.1	Analytical Abstraction and Approximation	176
6.2	Use of Computerized Tools in Practice	179
6.3	Errors, Bugs, and Undocumented Features	180
6.4	Future Developments	181